



RESIDENTIAL ARRIVAL AND MOVE-IN

OLÉ! WEEKEND / SATURDAY, AUGUST 31

FIRST-YEAR

 University of San Diego®

THE ARRIVAL AND MOVE-IN PROCESS

In order to ensure a safe and efficient move-in process, we have designed a move-in schedule and procedure for each residential area. This applies only to first-year students living in these areas. Returning student move-in begins on Monday, Sept. 2. Move-in times will be enforced for both safety reasons and so we may adequately assist you. Find your move-in time based on the building to which you are assigned for the year. It is important that you park in the designated areas and follow the directions of all USD staff, volunteers and posted signs. Welcome Team members will assist you in moving into your rooms.


All first-year students live in one of two residential areas. Camino, Founders and Maher halls are located on the Mesa. The Valley encompasses the Valley A and Valley B residential areas.

Please label your belongings with your last name, building and room number to assist the Welcome Team as they help unload your belongings and get them into your new space.

Entering Campus

Residents of Camino, Founders and Maher Halls (Mesa) will enter through the West Entrance. Residents of Valley A and B (Valley) will enter through the Main Entrance. Please see the Mesa and Valley route maps on the following pages.

Parking



The form is titled "Maher Hall Move-in Day Assignment". It includes fields for "Student Name:", "Student Room Number:", and "Cell Phone Number:". Below these fields is a small disclaimer: "Please note that this pass is for the building listed and only vehicles that will be unloading and loading in the assigned area." At the bottom, there is a note: "This pass is valid only for the assigned building and only for the assigned time period." The form is enclosed in a rectangular border.

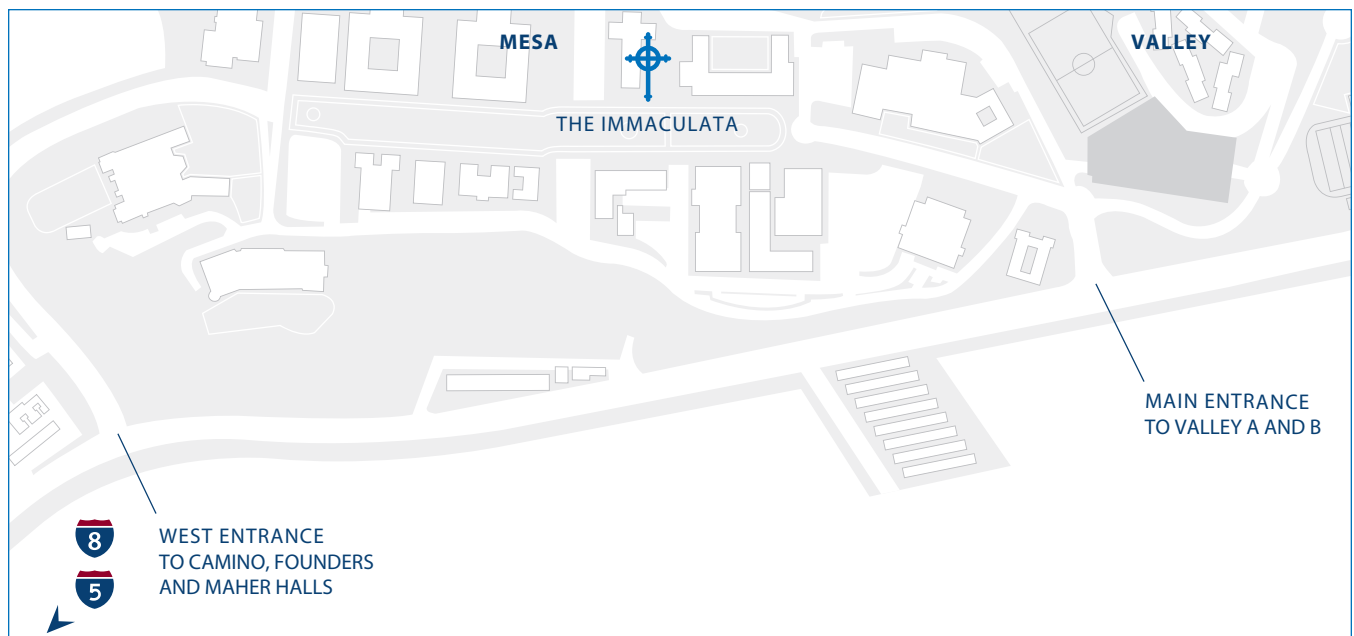
For all areas, you will need to print out the free Move-In Day Pass and complete the information listed (name, assigned time, and cell phone number). A Move-In Day pass is required for all vehicles unloading and parking during move-in during new student and parent orientation from Aug. 31–Sept. 3.

Instructions regarding how to obtain your Move-In Day unloading and parking pass will be emailed to all incoming first-year students on Aug. 1. Once your pass is printed, post it in a visible manner in the lower driver-side corner of your windshield prior to arriving on campus.

Students wishing to park a vehicle on campus after Sept. 3 must obtain a campus parking permit from Parking Services.

Students who have been invited to and have RSVP'd for either the First-Generation Student and Family Lunch or the Black Student Welcome Reception will be assigned an early move-in time that does not conflict with these events. These students will receive instructions via email to access these passes.

sandiego.edu/parking



Mailing Items Ahead

You can ship items ahead in order to assist with your move-in experience. All of your packages should be labeled as follows:

Student's FIRST and LAST Name
5998 Alcalá Park ARR ___/___ (insert arrival date)
San Diego, CA 92110

Packages can be picked up on Move-In Day, Saturday, Aug. 31, in the lot behind The Immaculata. Staff will help locate items and scan them to the recipient for a signature. Vehicles should come through the West Entrance, pull into the lot for loading then exit via the Main Entrance. Founders/Camino and Maher residents are encouraged to not drive because of their proximity to the lot. Dollies, hand carts and orange bins cannot be loaned out.

USD Mail Center

The USD Mail Center is open Monday through Thursday, Aug. 26-29, from 8 a.m. to 5 p.m.; Friday, Aug. 30 from 8 a.m. to 7 p.m. and Saturday, Aug. 31 from 8 a.m. to 2 p.m. It will be open Sunday from 8 a.m. to noon to answer any questions pertaining to mail policy and procedures as well as allow students to pick up any remaining packages.

(619) 260-2204
mailcenter@sandiego.edu
sandiego.edu/mail-center

Shopping with Bed Bath & Beyond

You can have your Bed Bath & Beyond purchases shipped straight to USD. Orders must be placed by Aug. 16 for a guaranteed arrival by Move-In Day. Orders can be picked up on Move-In Day in the lot behind The Immaculata during your designated move-in timeframe. Please ship so your order arrives after Aug. 19. Orders placed after Aug. 16 must be shipped to your campus unit address. Bed Bath & Beyond will also be on-campus Saturday, Aug. 31 from 7 a.m. to 4 p.m., outside the Student Life Pavilion for last-minute shopping needs.

Shop at Bed Bath & Beyond through this website and a portion of the proceeds supports University of San Diego.

bbby.com/usandiego

Early Arrival for Student Athletes, Summer Bridge Participants and Pre-Orientation Participants

For students who have been approved for move-in prior to Aug. 31 due to participation in Athletics, Summer Bridge and Pre-Orientation experiences with Outdoor Adventures or University Ministry, your program will provide specific information about your arrival date and check-in procedure. On Aug. 31, you **MUST** report to the check-in area for your residence hall to collect your OLÉ! Weekend welcome materials and meal card. Early-arrival students must move their vehicle to the Manchester or Alcalá Vista parking lots by 11:59 p.m. on Aug. 30 to clear space for move-in on Aug. 31.

Make Your USD Move-In Green!

See the tips below to have a more sustainable move-in and help USD move closer to becoming a zero-waste campus. Visit the Sustainability website for more green tips.

- **Reuse your cardboard.** Store your boxes to use during move-out or recycle them in the bins located near the residence hall.
- **Recycle.** Each room comes with a blue recycling bin. All recyclable items can go in the blue bin.
- **Reduce your energy consumption.** Coordinate with your roommate(s) to rent a refrigerator/microwave. Unplug your electronics when they are not in use and turn off the lights when leaving a room.
- **Bring your bags.** Use a reusable bag when you go shopping on and off campus.
- **Buy green.** Stock up your room with green goodies, such as organic cotton sheets, chemical-free or recycled notebooks and environmentally friendly cleaning products.

sandiego.edu/sustainability

MESA MOVE-IN



Camino Hall

Home of Cultivate LLC and Illuminate LLC

- Enter campus via the West Entrance and follow signs directing you to Camino Hall.
- As you drive up the hill, stay in the right lane. Turn right at the stop sign adjacent to the Joan B. Kroc Institute for Peace and Justice. Proceed to the Olin Hall lot on your left. Welcome Team student leaders will direct you and assist you with your belongings.
- Report to the check-in tables between Camino and Founders to receive your OLÉ! Weekend materials and check in to your room.
- A driver will need to remain in each vehicle during the move-in process in order to maintain a smooth and timely experience for all. Volunteers will help unload your vehicle and move your items to your residence hall room.
- Immediately after your vehicle is unloaded, **you or someone from your party must move the vehicle to the West Parking Structure (see map)**. From there, a tram will bring you back to Camino Hall.
- Long-term parking during OLÉ! Weekend for Camino Hall is located in the West Parking Structure. From there, a USD tram will bring you back to Camino Hall.

Camino Move-In Times

Rooms 203 – 250	8 – 9:30 a.m.
Rooms 251 – 270	11 a.m. – 12:30 p.m.



Founders Hall

Home of Cultivate LLC and Illuminate LLC

- Enter campus via the West Entrance and follow signs directing you to Founders Hall. As you drive up the hill, enter the left lane. Turn left between Mother Rosalie Hill Hall and Copley Library. Follow the signs directing you behind Camino Hall/Founders Hall. Please pardon the construction of our new learning commons. Turn right into the Immaculata West lot. Welcome Team student leaders will direct and assist you with your belongings.
- Report to the check-in tables between Camino and Founders to receive your OLÉ! Weekend materials and check in to your room.
- A driver will need to remain in each vehicle during the move-in process in order to maintain a smooth and timely experience for all. Volunteers will help unload your vehicle and move your items to your residence hall room.
- Immediately after your vehicle is unloaded, **you or someone from your party must move the vehicle to the West Parking Structure (see map)**. From there, a tram will bring you back to Founders Hall.
- Long-term parking during OLÉ! Weekend for Founders Hall is located in the West Parking Structure. From there, a USD tram will bring you back to Founders Hall.

Founders Move-In Times

Rooms 201 – 258	9 – 11 a.m.
Rooms 259 – 295	12:30 – 2 p.m.

MESA MOVE-IN



Maher Hall

Home of Collaborate LLC

- Enter campus via the West Entrance. Turn left between Mother Rosalie Hill Hall and Copley Library. Please pardon the construction of our new learning commons. Follow the signs directing you behind Camino/Founders Hall, the Immaculata and then around Maher Hall to the unloading area near the front of the building. Unloading will take place in the circle and adjacent Hahn University Center parking lot. Welcome Team student leaders will have carts and will assist with your belongings.
- Report to the station in front of your assigned area to receive your OLE! Weekend materials and check in to your room.
- Immediately after your vehicle is unloaded, ***you or someone from your party must move the vehicle to the West Parking Structure (see map)***. From there, a tram will bring you back to Maher Hall.
- A driver will need to remain in each vehicle during the move-in process in order to maintain a smooth and timely experience for all. Volunteers will help unload your vehicle and move your items to your residence hall room.
- Long-term parking during OLE! Weekend for Maher Hall is located in the West Parking Structure. From there, a USD tram will bring you back to Maher Hall.

Maher Move-In Times

Fifth Floor

All rooms	8 – 9 a.m.
-----------	------------

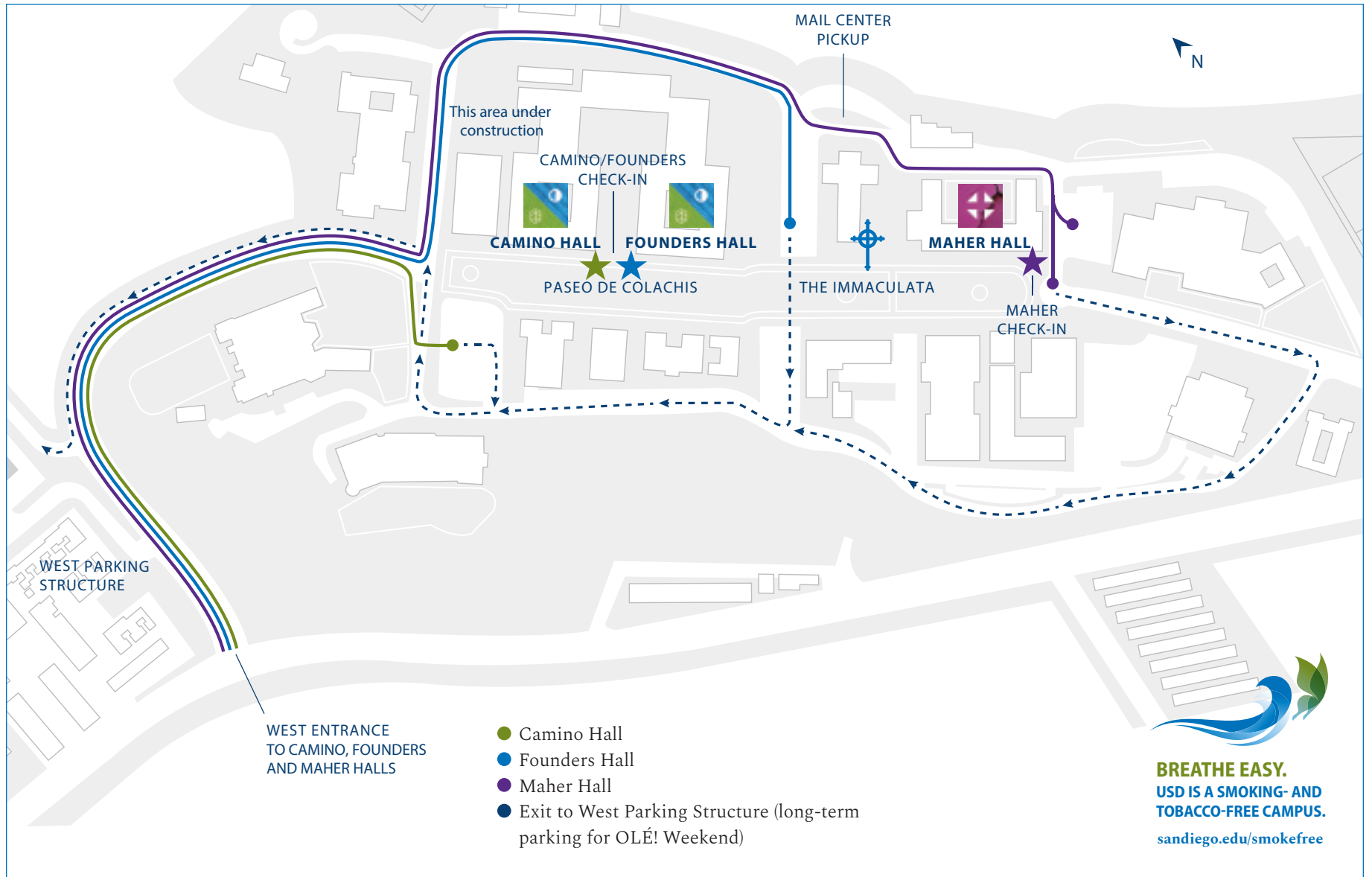
Fourth Floor

Rooms 401 – 405, 406W, 427 – 441	9 – 10:45 a.m.
Rooms 406E, 407 – 426	10:45 a.m. – Noon

Third Floor

Rooms 303 – 305, 327 – 341	Noon – 1 p.m.
Rooms 307 – 326	1 – 2 p.m.

MESA MOVE-IN



VALLEY MOVE-IN



Valley A

Home of Advocate LLC

- Enter campus via the Main Entrance. Make a right turn at the first intersection and follow the signs directing you past the Jenny Craig Pavilion and left onto San Buenaventura Way to enter the Valley housing area. Turn right at the stop sign into the unloading area. Follow the signs to Valley A check-in. Welcome Team student leaders will direct and assist you with your belongings.
- Report to the check-in table in the Valley circle/cul-de-sac to receive your OLÉ! Weekend materials and your housing information to check in to your room.
- A driver will need to remain in each vehicle during the move-in process in order to maintain a smooth and timely experience for all. Volunteers will help unload your vehicle and move your items to your residence hall room.
- Immediately after your vehicle is unloaded, **you or someone from your party must move the vehicle to the Main Parking Structure (see map)** and park in any available space. From there, you will be able to walk back to the Valley Housing Complex.
- Long-term parking during OLÉ! Weekend for Valley A is located in the Main Parking Structure. The Main Parking Structure is accessible and is in close proximity to the Valley A residence hall area.

Valley A Move-In Times

Buildings 5909, 5915, 5921	8 – 9 a.m.
Buildings 5951, 5957	9 – 10 a.m.
Buildings 5963, 5927	10 – 11 a.m.
Buildings 5933	11 a.m. – Noon
Buildings 5939, 5969	Noon – 1 p.m.
Buildings 5975, 5981	1 – 2 p.m.



Valley B

Home of Innovate LLC

- Enter campus via the Main Entrance. Make a right turn at the first intersection and follow the signs directing you toward the Valley housing area. Just before the stop sign, turn left and follow the signs to enter the Valley B parking lot. Welcome Team student leaders will assist with your belongings.
- Go to the Valley B table located adjacent to San Luis to receive your OLÉ! Weekend materials and your housing information to check in to your room.
- A driver will need to remain in each vehicle during the move-in process in order to maintain a smooth and timely experience for all. Volunteers will help unload your vehicle and move your items to your residence hall room.
- Immediately after your vehicle is unloaded, **you or someone from your party must move the vehicle to the Main Parking Structure (see map)** and park in any available space. From there, you will be able to walk back to the Valley Housing Complex.
- Long-term parking for Valley B is located in the Main Parking Structure. The Main Parking Structure is accessible and is in close proximity to the Valley B residence hall area.

Valley B Move-In Times

San Luis	8 – 9:30 a.m.
San Miguel	9:30 – 11 a.m.
San Rafael	11 a.m. – 12:30 p.m.
San Juan	12:30 – 2 p.m.

VALLEY MOVE-IN

