


# Virtual Hybrid Teaching



When you enter the classroom, you will see two cameras. The camera facing towards the students is called the **Classroom Camera**. The camera facing towards the Instructor at the podium is the **Instructor Camera**.



There are **two microphones** in the ceiling to capture sound.


The classroom console has a **touchscreen monitor** which has a pen you can use to draw on the screen. You can find the pen attached to the bottom right corner of the monitor.



**Step 1:** To live stream your classes, you will first need to **launch a Zoom meeting through Blackboard** that you have already prescheduled and shared with your students.



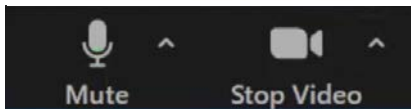
You can also **log into the Zoom app** on the classroom computer and start your prescheduled classes there.



Join with Computer Audio

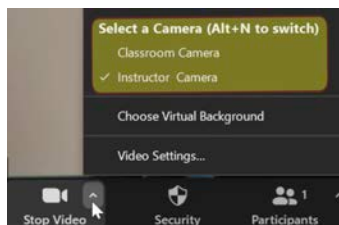
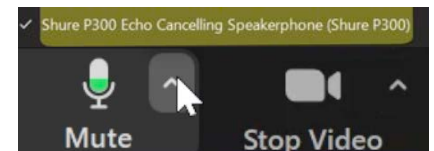
Test Speaker and Microphone

**Step 2:** Once you start your class session on Zoom, select **Join with Computer Audio**.



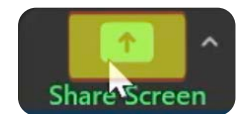
Check the **audio/video settings** of your Zoom session to make sure your audio and video are enabled. Students should now be able to hear your voice and see the selected camera.

**Step 3:** Make sure the microphone is unmuted and that Zoom is getting a signal by seeing the green audio levels. If you don't see the green audio levels, click on the microphone arrow and select the room's microphone.

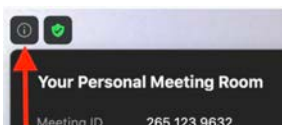
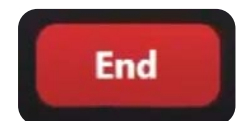


**Step 4:** To choose between the Instructor or the Classroom camera, select the video arrow.

**Step 5:** Start your class and select **Share Screen** as needed. You can also share Zoom's whiteboard and use the monitor's pen tool to draw on the whiteboard.



**Step 6:** Once finished with your Zoom class meeting, go ahead and end your meeting.



**TIP:** To share your laptop or iPad, launch Zoom using your same Zoom Pro account and select **Join** on the app using your **Meeting ID**. You can locate your Meeting ID by clicking the information icon on the lectern computer Zoom meeting.

**Final Important Note:** Remember to log out of your Blackboard course and log out of your Zoom session.