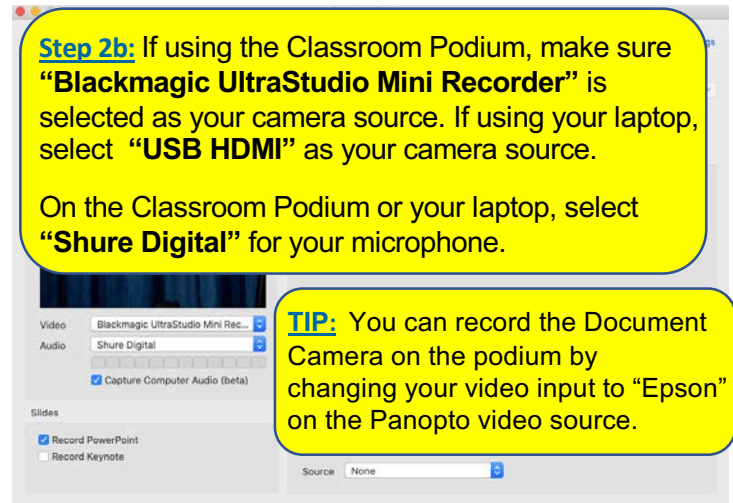
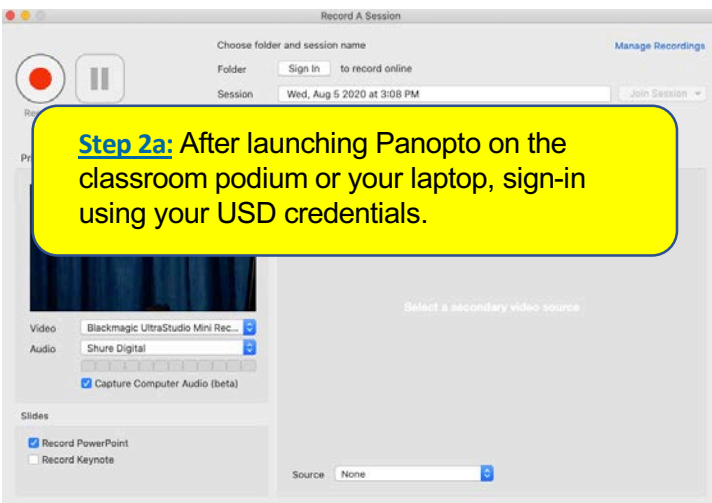
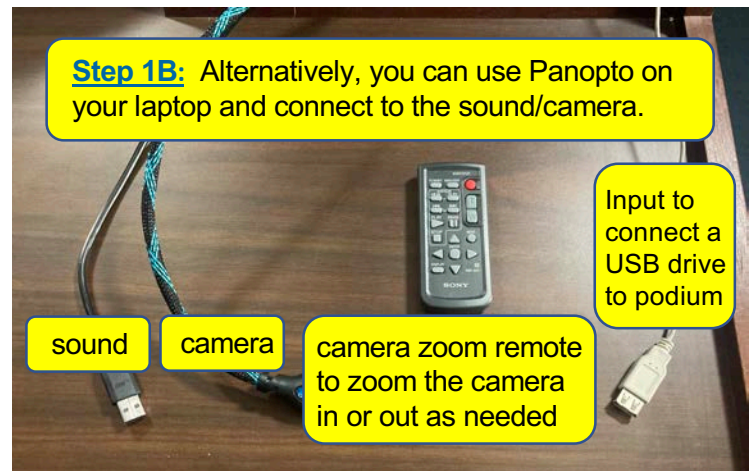
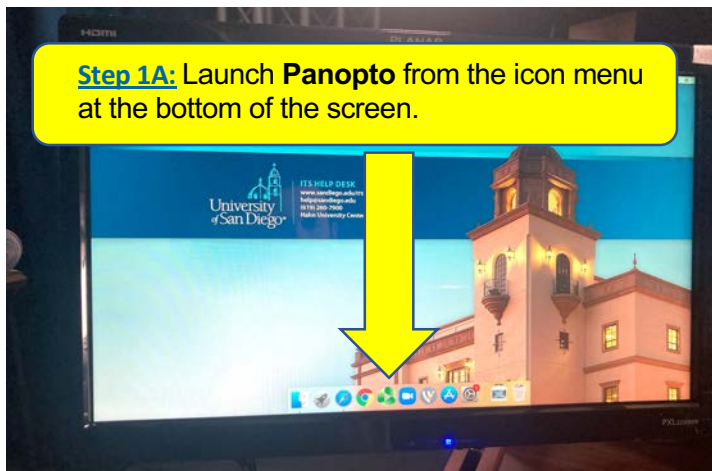


Station 1: Classroom Podium



- When you enter Maher 188, close the door to Maher, pull the sound curtains past the door, and turn off the light switch at the door.
- All the studio lights will be on for you.
- There will be **microphones** above you to capture sound.
- Panopto and Zoom are installed on the Mac computer.
- The classroom console has a stylus pen you can use to draw on your Powerpoint or Zoom whiteboard. You can find the pen attached to the bottom right corner of the monitor.



TIP: Facing the camera, you can look to your left and see yourself in a monitor. This can be helpful if you want to see the true color of what others will see and where you are standing in the frame after you start recording with Panopto.



Final Important Note: Remember to log out of Panopto after you are finished with your recording.