



Office of International Students and Scholars

INTERNATIONAL CENTER | Serra Hall 315
 5998 Alcala Park, San Diego, CA 92110-2492
 Phone: (619) 260-4598
 Fax: (619) 260-4170
<http://www.sandiego.edu/oiss>

Executive Summary: Fall 2013 Statistical Report

The University of San Diego is committed to actively promoting awareness, appreciation, and respect for the complexity of cultural, political, environmental, and social issues worldwide while creating a campus environment that builds theoretical and practical skills needed to interact effectively in today's global society. The Fall 2013 Statistical Report includes enrollment of international students and exchange visitors at the University of San Diego. Note that only those who require visas to enter the United States and have met the check-in requirement are included.

BREAKDOWN ACCORDING TO CATEGORY	COUNT
Undergraduates	351
Graduate Students	169
Exchange Students*	66
Professors	1
Visiting Scholars/Researchers	20
Students on OPT**	56
English Language Academy Students	88
Dependents***	20
GRAND TOTAL	771

BREAKDOWN ACCORDING TO VISA	COUNT
F-1 Students	559
F-3 Commuter Students	2
J-1 Students / Scholars	176
Students on Other Visa Types	14
F-2 Dependents	0
J-2 Dependents	20
GRAND TOTAL	771

Number of Countries Represented = 71

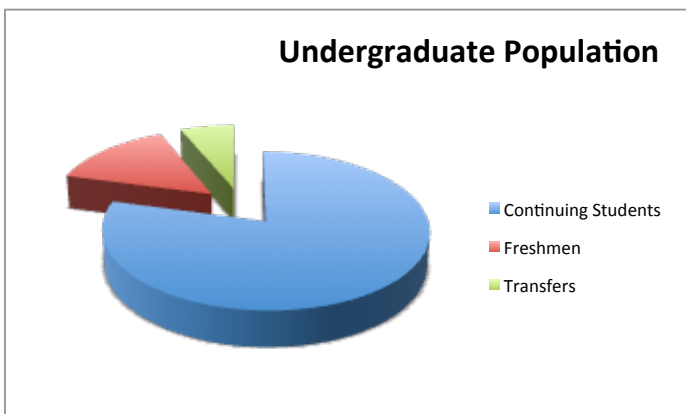
Top 5 Countries (Undergraduate)

1. Saudi Arabia
2. Kuwait
3. China
4. Mexico
5. Canada

Top 5 Countries (Graduate)

1. China
2. Mexico
3. India
4. Canada
5. Germany

BREAKDOWN ACCORDING TO CATEGORY	FA 2012	FA 2013	% CHANGE
Undergraduates	285	351	23%
Graduate Students	146	169	16%
Exchange Students	64	66	3%
Professors	1	1	0%
Visiting Scholars/ Researchers	12	20	67%
Students on OPT	51	56	10%
English Language Academy Students	97	88	-9%
Dependents	8	20	150%
GRAND TOTAL	664	771	16%



New Freshmen - 51
 New Transfers - 22

*Students that attend USD for a semester or a year on an exchange program

**OPT - stands for Optional Practical Training, a benefit extended to students on F-1 visas in which they are authorized to work for up to a year in the U.S. while still on a student visa with USD

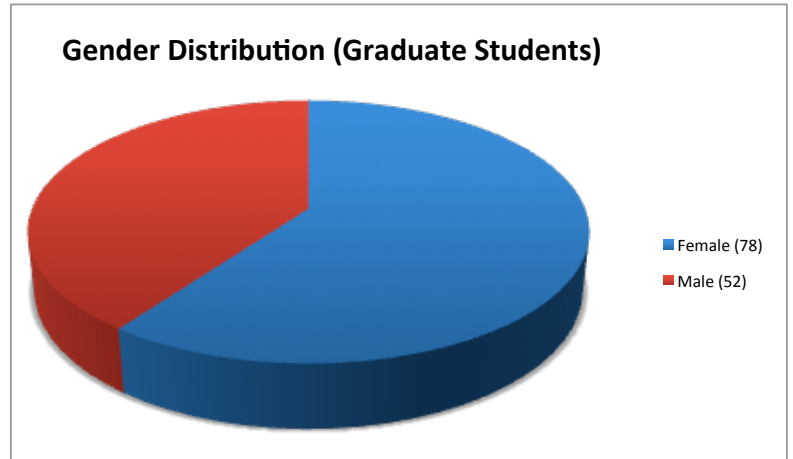
***Primarily dependents of scholars on a J-1 visa

Top Undergraduate Majors:

1. BBA in Finance
2. BBA in Business Administration
3. BS/BA in Industrial and Systems Engineering
4. BS/BA in Mechanical Engineering
5. Bachelor of Accountancy
6. BBA in Marketing
7. BBA in International Business

Top Graduate Programs:

1. Master of Business Administration
2. LLM in Comparative Law
3. International Master of Business Administration
4. MEd in TESOL, Literacy, and Culture
5. Juris Doctor
6. MS in Accountancy
7. MA in Peace and Justice Studies



Exchange Program Statistics

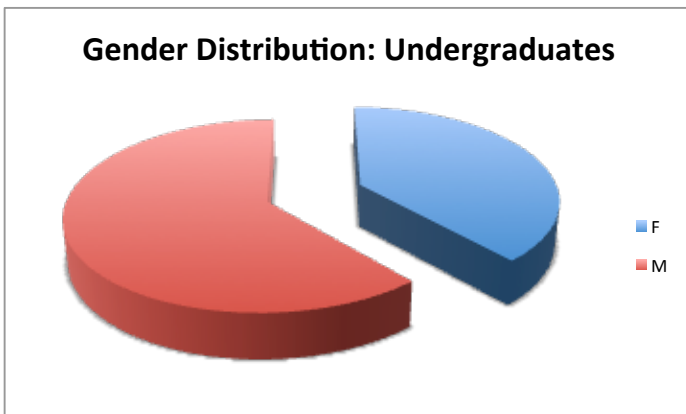
Most Popular Feeder Countries for Exchange Students

1. Spain
2. Germany
3. France

GENDER DISTRIBUTION (Exchanges)

Males: 47%

Females: 53%



SCHOOLS/DEPARTMENTS THAT ACTIVELY SPONSOR VISITING SCHOLARS AND PROFESSORS

1. School of Business
2. School of Law
3. Institute for Peace & Justice
4. SOLES
5. Transborder Institute
6. Department of Marine Science
7. Department of Communications
8. Department of Languages and Literature
9. Department of Political Science

