

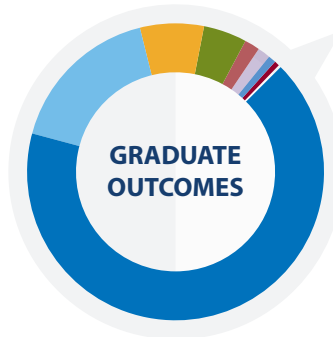
# TOREROS IN THE REAL WORLD

CLASS OF 2017

THE RESEARCH:

The USD Career Development Center compiles data on students completing their undergraduate degrees each year. This data, gathered from multiple sources, reflects the initial career destinations for 74.7% of the 1,370 students that graduated between August 2016 and May 2017.

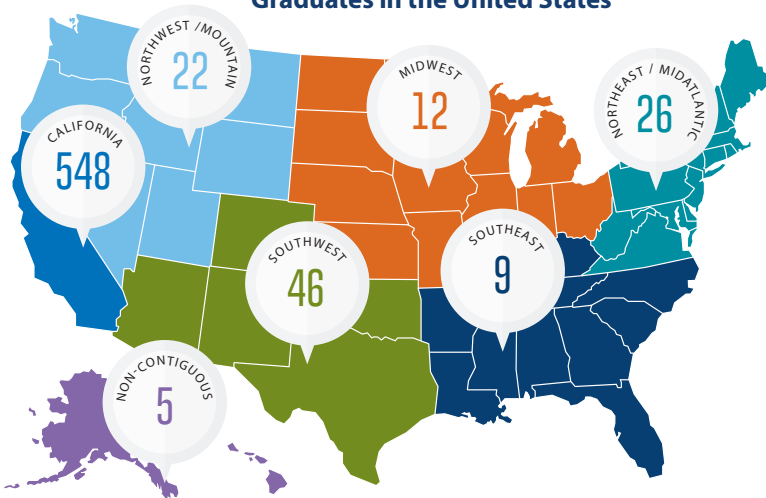
For more information, contact the Career Development Center. (619) 260-4654 | careers@sandiego.edu | sandiego.edu/careers



93.9% of graduates are employed, in graduate school, in the military, or participating in full-time volunteer service.

## ALL 2017 GRADUATES

### Graduates in the United States



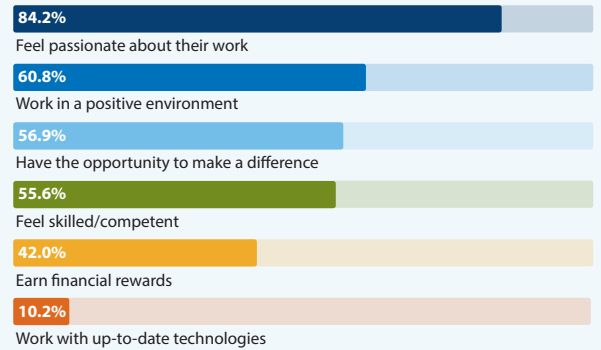
### Location of Graduates in the World



- Angola
- Australia
- Bermuda
- Brazil
- China
- Costa Rica
- Finland
- Germany
- Japan
- Kuwait
- Macedonia
- Mexico
- New Zealand
- Panama
- Saudi Arabia
- Spain
- Taiwan

CAREER ASPECTS:

Students were asked to select the top items that they felt were most important in their own career.



EXPERIENTIAL LEARNING:

78.6% of respondents reported that they participated in at least one experiential learning activity such as an internship, research opportunity, community service, or mentorship.


Number of experiences respondents reported having:

- One 40.0%
- Two 31.8%
- Three 16.0%
- Four or more 12.3%

## GRADUATES THAT ARE ENROLLED IN GRADUATE SCHOOL

SAMPLE GRADUATE SCHOOLS:

- American University
- Boston College
- Bowling Green State University
- Brown University
- California Poly State University
- Creighton University
- George Washington University
- Georgetown University
- Northeastern University
- Ohio State University
- Princeton University
- Syracuse University
- Texas A&M University
- University of California Berkeley
- University of California Los Angeles
- University of Chicago
- University of Connecticut
- University of Miami
- University of Michigan
- University of North Carolina at Chapel Hill
- University of Notre Dame
- University of Pennsylvania
- University of Southern California
- University of Texas
- Vanderbilt University
- Washington and Lee University



- Business 21.3%
- Law 17.3%
- Health Professions 16.0%
- Education 14.0%
- Engineering/Science 12.0%
- Social Science 11.3%
- Humanities 8.0%

# TOREROS IN THE REAL WORLD

CLASS OF 2017

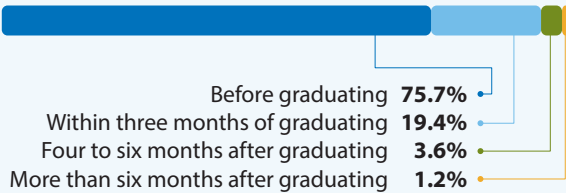
## GRADUATES THAT ARE EMPLOYED FULL-TIME

### Graduate Employment Statistics

FIRST JOB OFFER:

95.1%

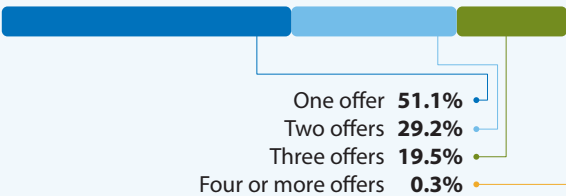
of respondents that are employed full-time reported that they received their first job offer within three months of graduating.



NUMBER OF JOB OFFERS:

48.9%

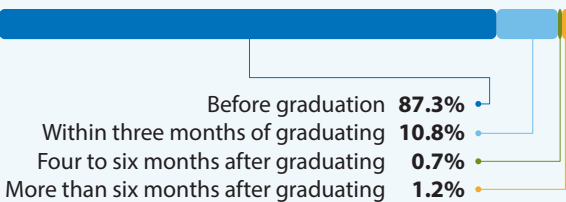
of respondents that are employed full-time reported that they received more than one job offer before accepting a position.



JOB SEARCH:

87.3%


of respondents that are employed full-time reported that they began their job search before graduation.



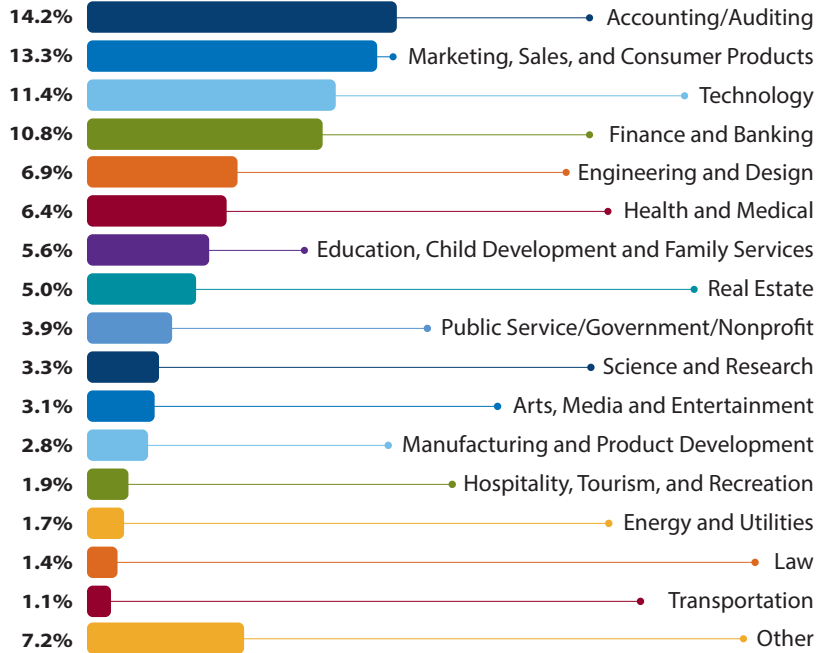
ALIGN WITH CAREER GOALS:

94.5%

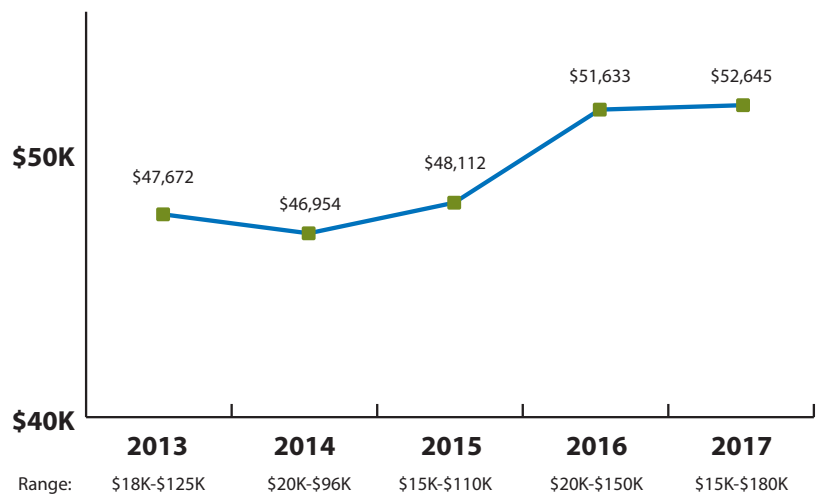
of respondents that are employed full-time reported that their current position at least somewhat aligns with their career goals.



### Full-Time Employment by Industry



## SALARY



EMPLOYERS:

PwC	Goldman Sachs	E. & J. Gallo Winery	Spotify	Microsoft
KPMG	Nike	Fitbit	Taylor Guitars	Northrop Grumman
EY	PIMCO	International Rescue Committee	General Atomics	Solar Turbines
Adobe	Salesforce	NBC Sports	Google	SpaceX
Deloitte	Amazon	Rady Children's Hospital	Illumina	Tesla Motors
Qualcomm	Bermuda Institute of Ocean Sciences	San Jose Earthquakes Soccer	Lockheed Martin	Cisco