
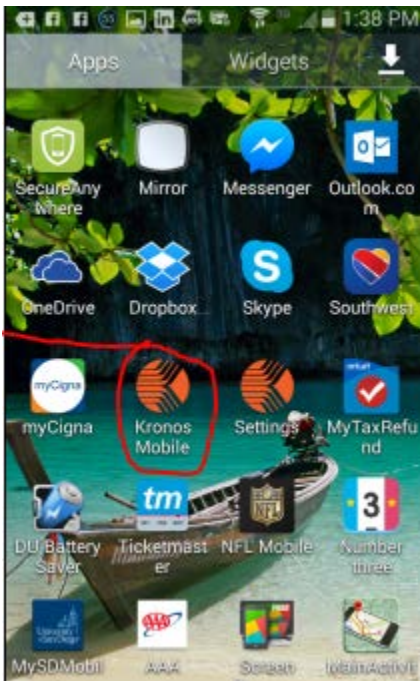



# Kronos Mobile App Setup



1. Download the Kronos Mobile app from the App store (Google or Apple).

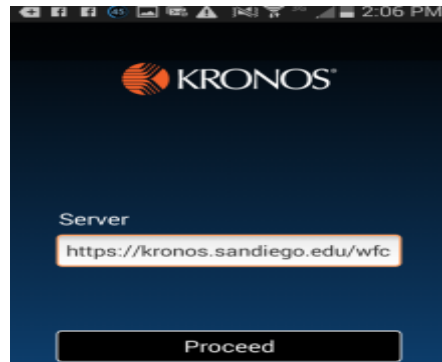


2. Open the Kronos Mobile app.

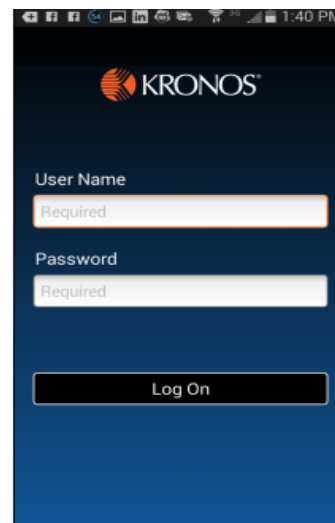


3. The first time you open the app, you should be prompted for the name of the server.

4. For Server enter: <https://kronos.sandiego.edu/wfc>.



5. Press Proceed to continue.



6. You should be able to login with your USDOne user name/password.

If you need assistance, please contact the Payroll Department at ext. 4818 or the Tech Support Center ext. 7900.