

Food Shortages in the Ogaden: The Causes and Solutions

Mahamud Ugas Muhumed

(PhD Candidate)

Ogaden Human Rights Committee

San Diego, CA

Dec 7 - 8, 2007



DISASTER CYCLE

Preparedness



Disaster



Emergency



Recovery



Development



Rehabilitation



PART-1

ROOT CAUSES



1. EXTERNAL FACTORS
2. NATIONAL FACTORS
3. LOCAL FACTORS



1.

EXTERNAL FACTORS



- A. Dumping of the food aid
- B. Agricultural subsidies
- C. Developed countries' greediness
- D. Flowed policy of the international communities

A. FOOD AID DUMPING



Global trade and aid policies, driven by wealthy nations, have long had disastrous consequences for the peoples of poor farmers in Africa.



B. Agricultural Subsidies

- Developed countries subsidize their farmers to generate cheap produce and dump them in Africa
- The African farmers are forced to produce cash crops instead of staple food
- African farmers are also obligated to purchase expensive fertilizers with unbearable interest



C. Developed countries greediness

The meaning of poverty (By Inspire Foundation)

- Imagine you are hungry but the fridge is empty and the shops are closed.
- Imagine you are thirsty but the taps aren't working.
- Imagine you are sick, or someone you love is sick, but the doctors won't see you.
- Imagine never having gone to school.
- Imagine needing a job really badly but not being able to get one, and not being able to go to anyone for help.
- You may still be unable to imagine what it means to live in poverty, but you're getting there.

- Poverty today is often a legacy of yesterday's injustice and exploitations of the Western colonial rulers



Compare these two facts



In 2005, an estimated 3 billion people—about half the world's population—were living on less than US\$2 a day. Every day, 30,000 children die from causes directly related to poverty

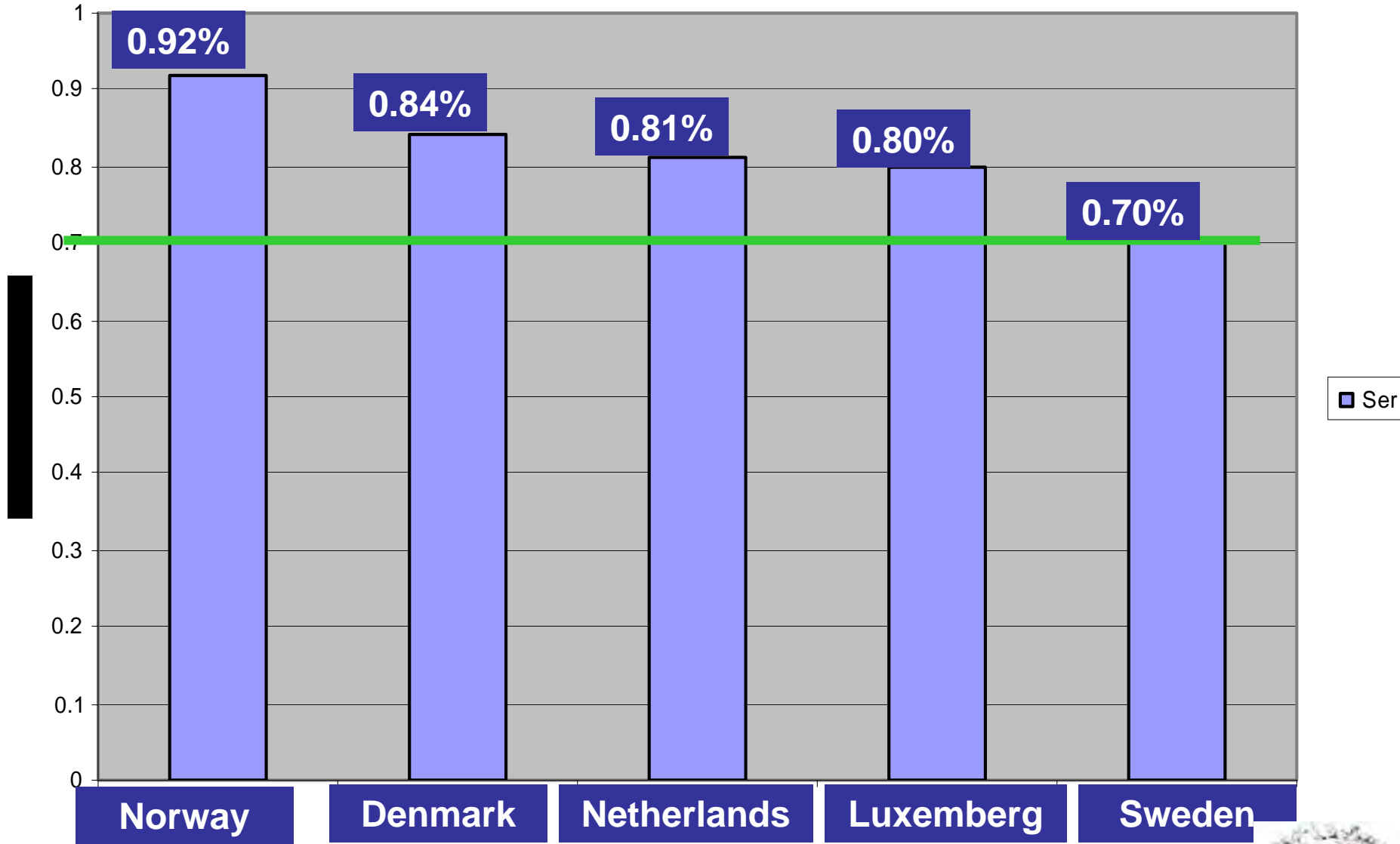
In 2005 Europeans alone spent

- US\$50 billion on cigarettes,
- US\$105 billion on booze and
- US\$11 billion on ice cream.

In 2000, the United Nations estimated that if developed countries dedicated as little as **0.7%** of their Gross National Income to effective **foreign aid** every year, the number of people living in poverty would be halved by 2015.

GROUP-1

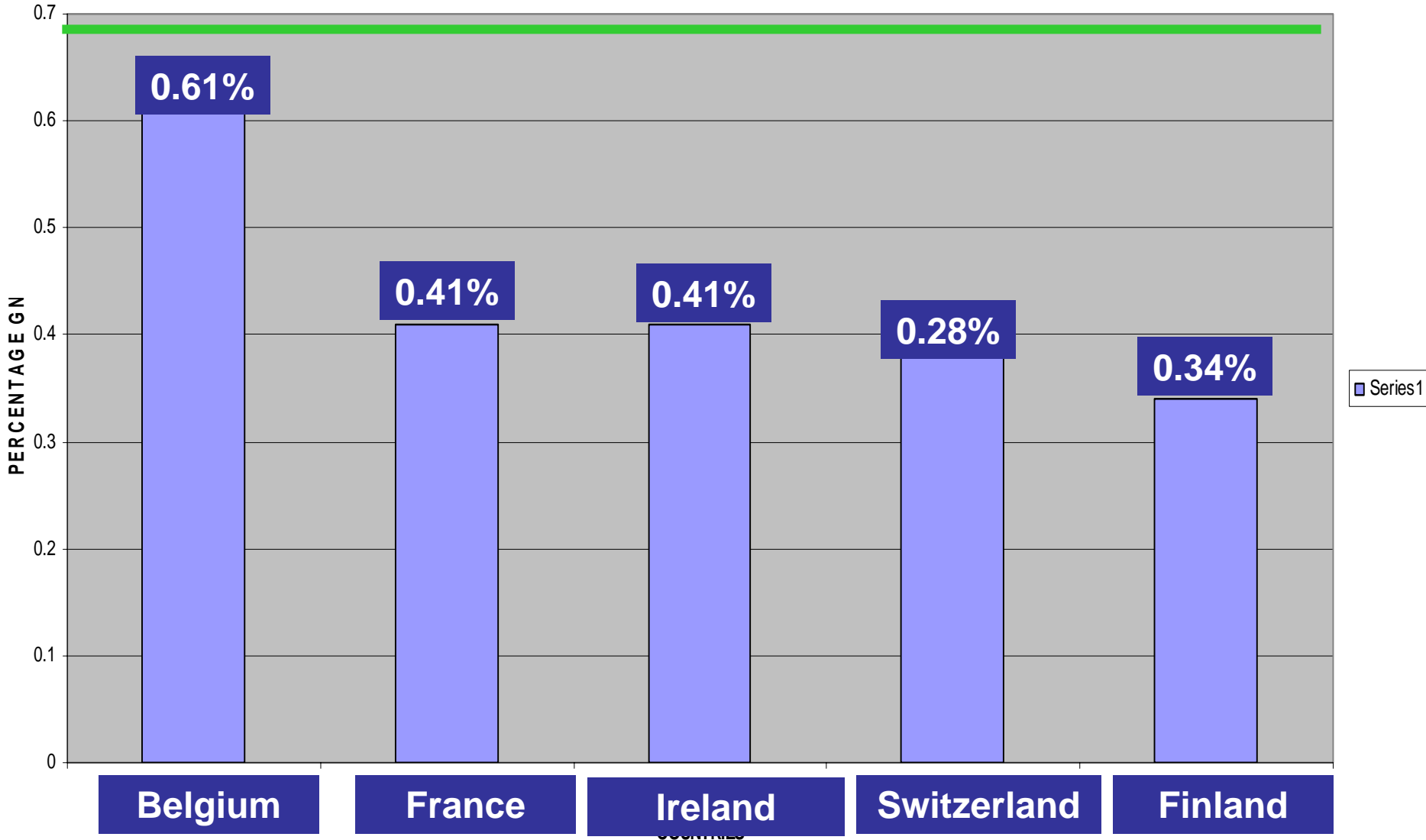
OVERSEAS AID GNI



COUNTRIES

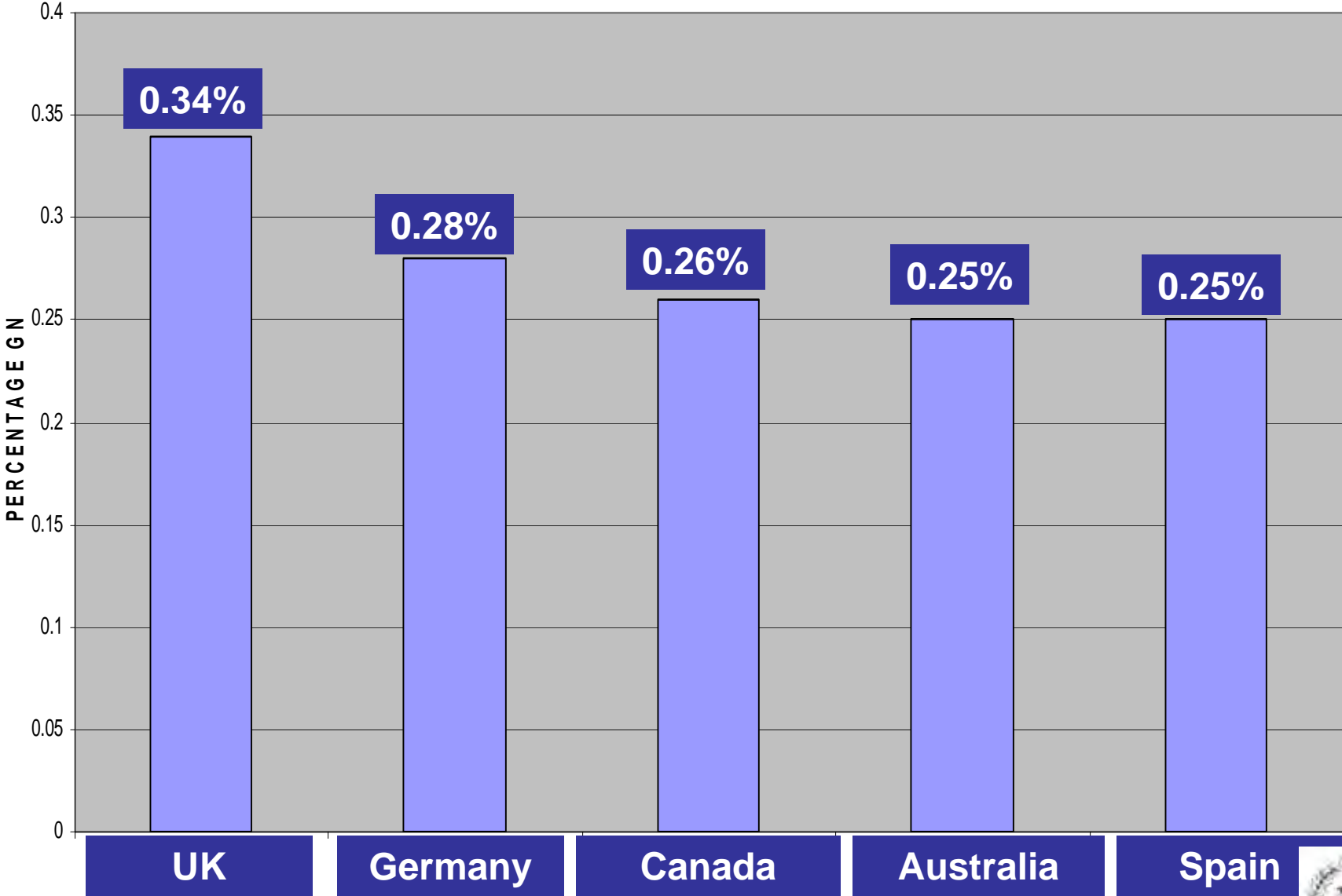


GROUP-2



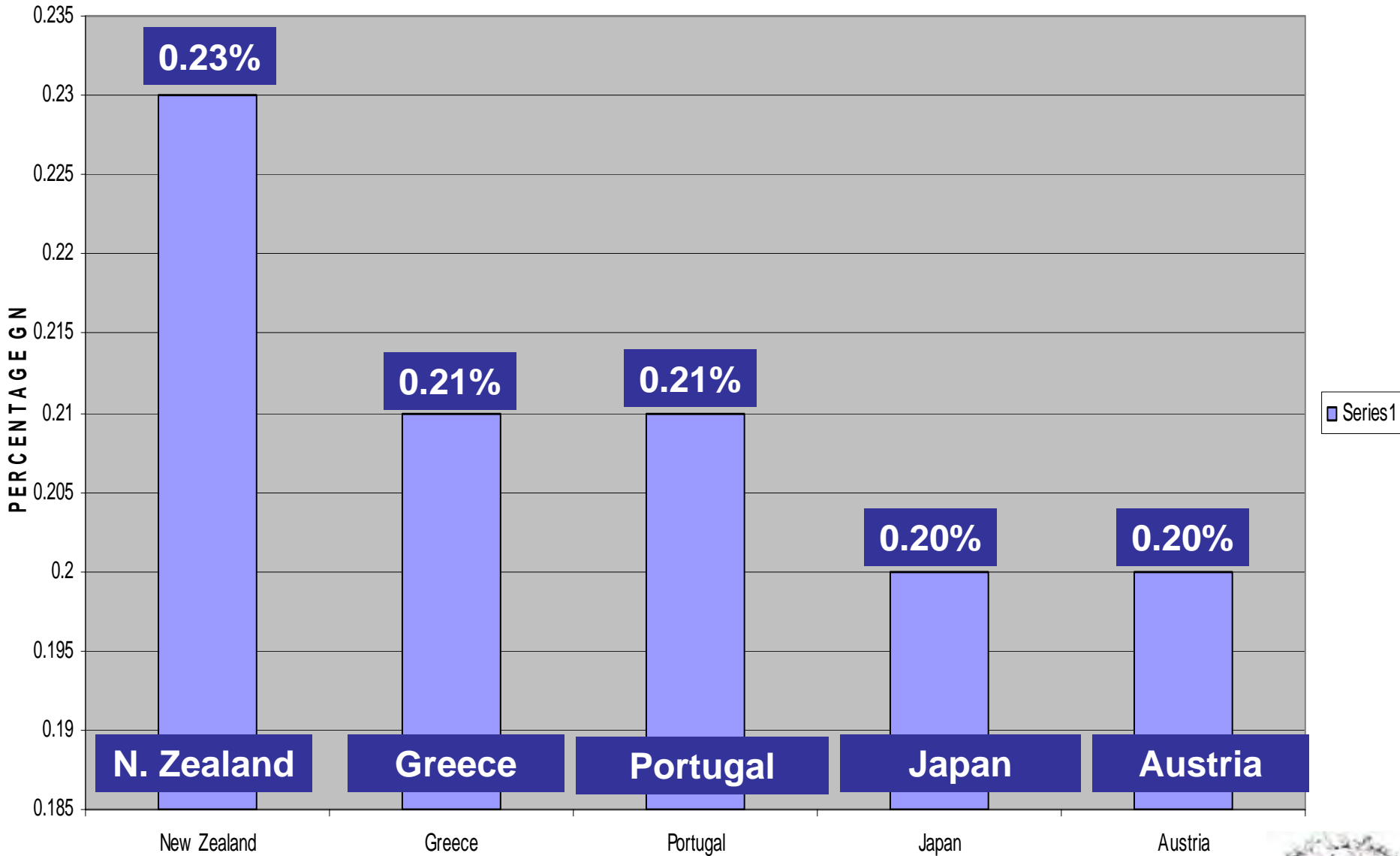
GROUP-3

OVERSEAS AID GNI



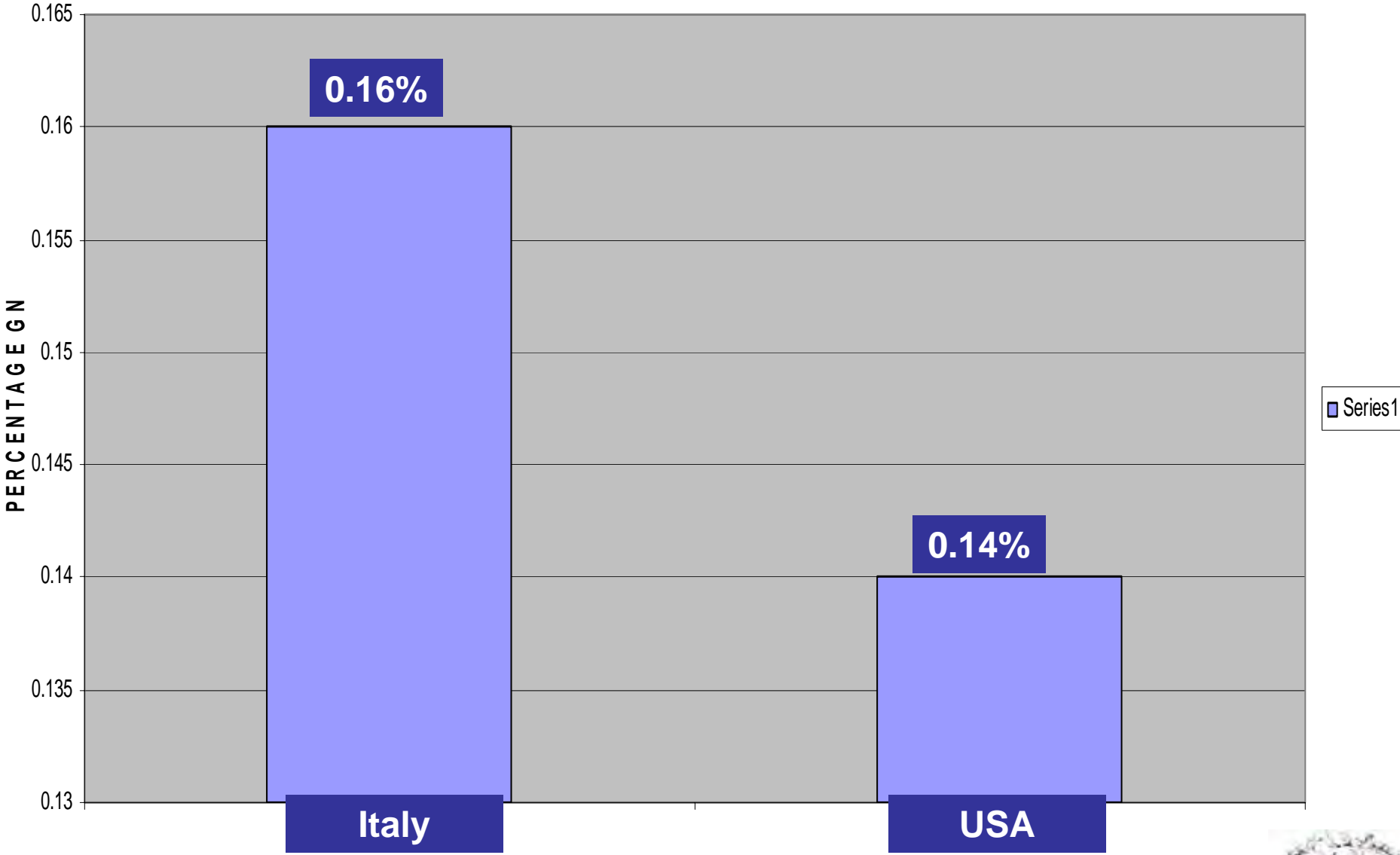
GROUP-4

OVERSEAS AID GNI



GROUP-5

OVERSEAS AID GNI




C. Flawed policy of the international communities



USAID

September 30, 2003

USAID ASSISTANCE TO ETHIOPIA



BUDGET	FY 2003 In millions US\$
Development Assistance	19.7
Child Survival	33.3
Food For Peace	471.7
Economic Support Fund	1.1
DHCA/OFDA	27.3
TOTAL	553.1

85%

2.

NATIONAL FACTORS



2. NATIONAL FACTORS

1. Centralization
2. Injustice
3. Food Insecurity
4. Poor Infrastructure

AGRICULTURAL DEVELOPMENT LED INDUSTRIALIZATION (ADLI)

OBJECTIVE:

Reduce poverty and maintain
macroeconomic stability

THE MEANS:

Poverty Reduction Strategy has been developed

THE FOUR PILLARS OF (ADLI)

Reformation, empowerment and capacity building of the civil services and the public sector at large and maintaining proper :

1. Decentralization
2. Justice system
3. Food security
4. Poor Infrastructure

1.

CENTRALIZATION



THE PROPOSED BOTTOM-UP STRUCTURE FOR THE REGIONAL DEVELOPMENT



This structure existed only from 1992 - 1994

Ogaden Human Rights Committee



The Current Structure Since 1994

Federal Ministry of Planning & Economic Development



Prime-Minister's Representative Based In The Regional
Capital (A Military Officer)



Regional Ministry of Planning & Economic Development
(The Regional Minister Without Staff)

This is an absolute military dictatorship and the denial of the elected people to exercise their constitutional rights

2.

INJUSTICE



1. THE CONSTITUTIONAL JUSTICE SYSTEM



THE ACTUAL JUSTICE SYSTEM IN THE OGADEN

Prime Minister's Representative (Military Officer)

Regional Parliament

Executive Committee

Presidents Adviser from the PM (Military Officer)

Regional President

PM's Representative (Zonal Army Commander)

Zonal Security Committee

PM's Representative (District Army Commander)

District Security Committee



Ogaden Human Rights Committee



3. FOOD INSECURITY





Federal Democratic Republic of Ethiopia
Ministry of Finance and Economic Development

Gross Domestic Product By Major Industries

Type of production	Year					
	1984	1988	1992	1996	2000	2004
	Percentage Distribution					
Agriculture	60%	54%	47%	43%	40%	36%
Industry	10%	12%	13%	13%	14%	14%
Services	30%	34%	40%	44%	46%	50%

Ogaden	1984	1988	1992	1996	2000	2004
Reliance on Food Aid	35%	40%	65%	60%	70%	75%



THE FOLLOWING PROJECTS WERE INTRODUCED IN THE OGADEN FROM 1963-1999

1. Regional Chamber of Commerce (RCC)
2. West Godey River Diversion Project (WGRDP)
3. Livestock Marketing Company (LMC)
4. South East Rangeland project (SERP)
5. El- Bahay Irrigation Dam (EBID)
6. Foreign Investment Bureau (FIB)
7. Calub Gas Project – Community Development Component (CCP-CDC)
8. Ethiopian Social Rehabilitation & Development Fund (ESRDF)
9. Wabishabelle Agro-Industrial Project (WAIP)
10. Godusbo Natural Salt Extraction Company (GNSEC)

THE FEDERAL GOVERNMENT HUMPERED THE DEVELOPMENT IN THE OGADEN

Project	Coverage Number of Districts	Annual Capital Budget in US\$	Invested By	Date Started	Date Died
RCC	52	5,000,000	BC, LP	1963	1992
WGRDP	8	10,000,000	WB, ADB, FG	1974	2000
LMC	52	4,000,000	B. Countries	1976	1992
SERP	52	12,000,000	ADB, FG, RG	1984	2000
EBID	3	1,000,000	ADB	1986	1998
FIB	52	5,000,000	F. Investors	1990	1992
CCP-CDC	22	5,000,000	WB	1993	1998
ESRDF	52	15,000,000	WB	1995	2002
WAIP	22	5,000,000	UN	1995	1996
GNSEC	3	1,000,000	FG, RG,	1999	2000
Total		63,000,000			

Source: Regional Investment Bureau, 2002

The federal government stopped all these projects for no reason. Few of them stopped after donors withdrew their funds for not being satisfied.





REGION	CAPITAL BUDGET (IN MILLIONS OF ETHIOPIAN BIRR)					
	2006/2007			2007/2008		
	Planned	Disbursed	% Not Disbursed	Planned	Disbursed	Difference from last year
SOMALI	220	55	75%	470	?	243% Increase
TIGRAI	350	350	0%	305		13% Decrease

THE MOST DISASTROUS HINT:



Ishac Diwan - the head of the World Bank in Ethiopia said

“in 2050 there will be 150 million Ethiopians of which 50 or 60 million will be in the cities. You do not want to have the remaining population of a 100 million or so, in the highlands. The situation in the highlands is already unsustainable, and parts of the area are in a Malthusian trap with poor farmers eating up the land, with soil degradation and soil losses due to deforestation. So you have 30 or 40 million that have to be somewhere else. There is a lot of land in the country that is not used. There is a limit to how many livelihoods can be sustained on the highlands. Take advantage of the rivers in the fertile plains in the lowlands. There are three to four million hectares that could be irrigated. [1] IRIN. 22 Aug. 2003





Tigray

Afar

Amhara

Djibouti

300 km
1 px = 4.4 km

Beni-
shangul

Dire
Dawa

Addis
Ababa

Harari

Oromia

Somalia

Gambela

Somali

Southern

Oromia

Ug

Kenya

45°E






Federal Democratic Republic of Ethiopia
Ministry of Finance and Economic Development

DESCRIPTION CAPITAL BUDGET 2007/2008	Source of Financing (In Millions of Ethiopian Birr)							
	Treasury		Loan		Assistant		Total	
	Somali	Tigrai	Somali	Tigrai	Somali	Tigrai	Somali	Tigrai
ECONOMIC DEVELOPMENT	229	77	14	39	24	31	267	147
1. Agriculture	45	8	4	13	4	21	53	42
2. Natural Resources							86	68
3. Industry and Trade							1	5
4. Construction							127	32
SOCIAL DEVELOPMENT	134	66	7	0	10	21	151	88
GENERAL DEVELOPMENT	52	51	0	18	0	0	52	70
TOTAL	415	194	21	57	34	52	470	305
Percentage (Sources)	89%	64%	4%	19%	7%	17%	100	100
11%							%	%



Federal Democratic Republic of Ethiopia
Ministry of Finance and Economic Development

Food security Programme Statement of Accounts

Capital budget distribution to regions

EFY1999 Disbursement (2006/2007)

			Quarter Disbursement		
No	Region	Budgeted Amount	1st Quarter	2nd Quarter	3rd Quarter
1	Tigray	354,434,373.00	88,609,000.00	88,608,593.00	88,608,593.00
2	Afar	81,927,379.00	20,482,000.00	20,481,844.00	20,481,844.00
3	Amhara	629,657,288.00	157,414,000.00	157,414,000.00	157,414,321.00
4	Oromia	444,861,726.00	111,275,000.00	111,155,000.00	111,215,431.00
5	Somali	229,538,483.00	57,384,620.00	-	-
6	SNNPR	235,515,785.00	58,879,000.00	58,878,949.00	58,878,946.00
7	Harrari	4,751,954.00	1,187,988.00	1,187,988.00	1,187,988.00
8	Dire Dawa	14,313,012.00	3,578,000.00	3,578,252.00	3,578,253.00
	Total	1,995,000,000.00	498,809,608.00	440,116,638.00	440,177,388.00

4. POOR INFRASTRUCTURE



Trade and Public Transportation

PERIOD	SERVICES		
	Road Accessibility from Harar to Kabrdahar 580 Km	Means of public transport	Trade link
1935-1974	7 hours	Public buses	50% from other Ethiopian provinces
1974-1991	9 hours	Public buses	75% from other Ethiopian provinces
1991-2007	96 hours	Only trucks	100% from neighboring countries

Source: Facts and Figures M.Ugas, 2005.



Fleeing Nowhere



3. LOCAL FACTORS

- A. Refugee option
- B. Lack of awareness
- C. Lack of proper institutions
- D. Tribalism as an incurable diseases



A. Refugee Option

POSITIVE

1. Safe haven
2. Relief
3. Experience

NEGATIVE

1. Brain drain
2. Total displacement
3. Empowerment of the enemy
4. Cheap labour for the greedy countries

B. Lack of awareness

Local People

The local people are not aware of their constitutional rights.

Refugees

Refugees are not aware of their rights in their countries of asylum

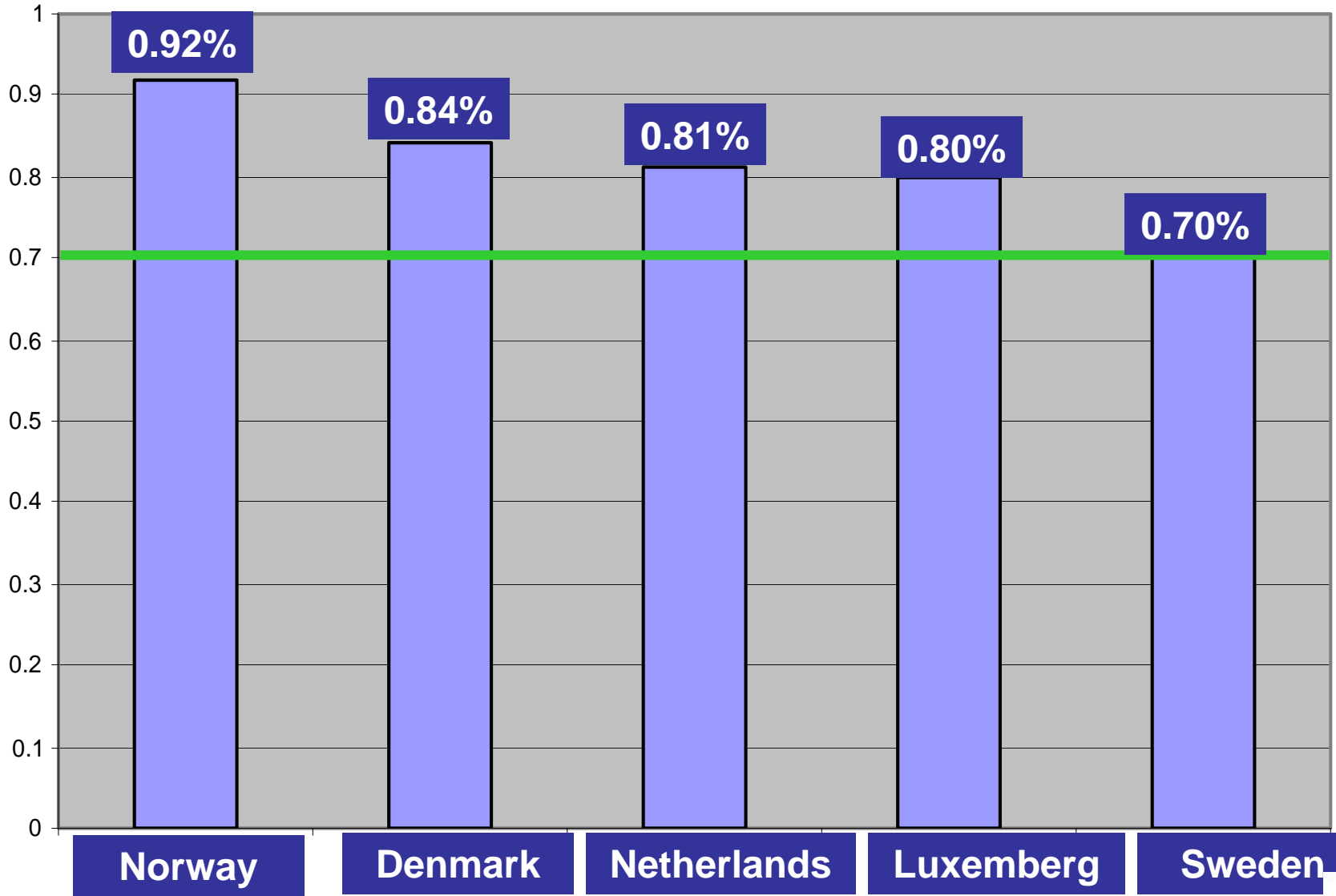
Diaspora

Those in Diaspora are not aware of their right to talk about the taxes they pay and their government's accountability to the tax payers.



GROUP-1

OVERSEAS AID GNI

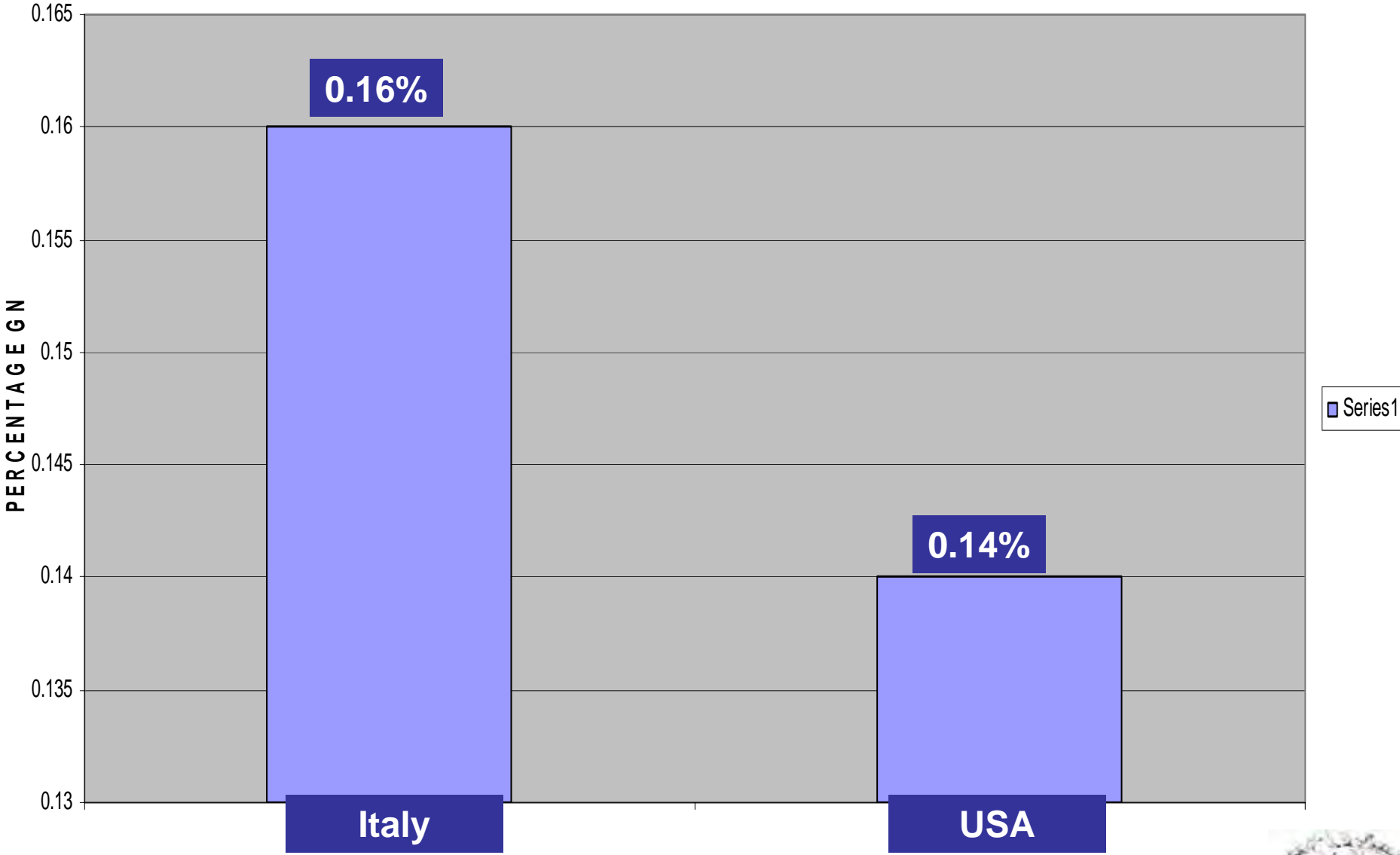


Series1



GROUP-5

OVERSEAS AID GNI



C. Lack of proper institutions

Local People

No human empowerment of any kind in the Ogaden

Refugees

No institution that addresses the bad plight of the Ogaden refugees everywhere

Diaspora

The few recently established organizations are not yet mature to address the problems of their people back home, those in the camps and those in Diaspora as well.

D. Tribalism as an incurable disease

Ethiopian government inspires inter-clan fighting

During the so-called election campaigns

During the food aid distribution

When sharing the natural resource

When there is security incident and for retaliation

One of the unaddressed problems:

- The EPRDF regime destroyed the traditional social structures as of 1992 by killing clan elders and replacing them with new chiefs of their own. [See the next map](#)



Dire Dawa

SOMALIA

Border to Somalia

Red Sea

Mekele

Harar

Addis Ababa

Gondar

Mekele

Mekele

0 100 200 km

Legend

PART-2

SOLUTIONS



OAU

**LOCAL
PEOPLE**

**OGADEN
DIASPORA**

UN

**LISTEN THE LOCAL
PEOPLE AND BE
FAIR TO THEM**

**HUMAN
RIGHTS
GROUPS**

INVESTORS

DONORS

**THE
MEDIA**

