


# Working with S-parameters

- For network computations it is easier to convert from the S-matrix representation to the **chain scattering matrix** notation

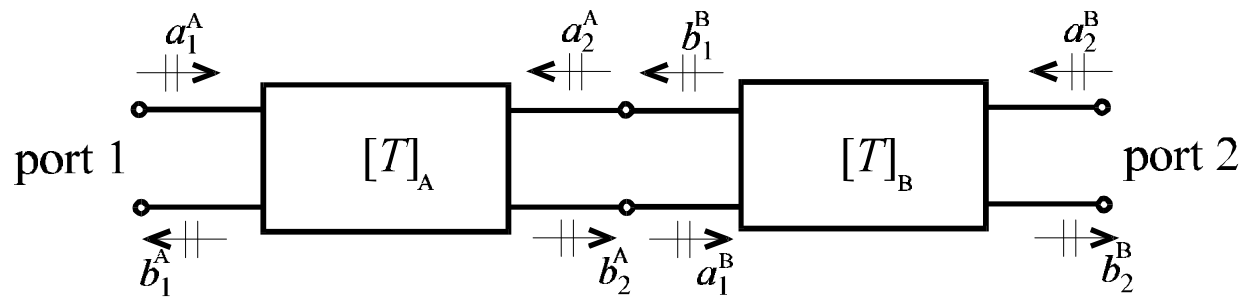


$$\begin{Bmatrix} b_1 \\ b_2 \end{Bmatrix} = \begin{bmatrix} S_{11} & S_{12} \\ S_{21} & S_{22} \end{bmatrix} \begin{Bmatrix} a_1 \\ a_2 \end{Bmatrix}$$

$$\begin{Bmatrix} a_1 \\ b_1 \end{Bmatrix} = \begin{bmatrix} T_{11} & T_{12} \\ T_{21} & T_{22} \end{bmatrix} \begin{Bmatrix} b_2 \\ a_2 \end{Bmatrix}$$

$$T_{11} = 1/S_{21}, T_{21} = S_{11}/S_{21}, etc.$$

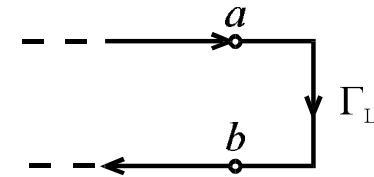
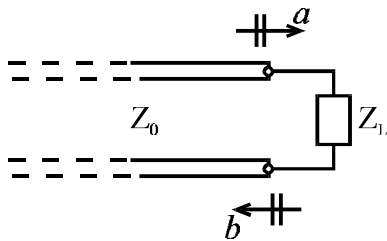
- Advantage: cascading just like in the ABCD form



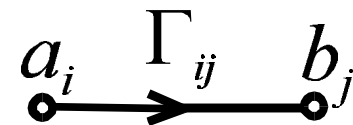
$$\begin{Bmatrix} a_1^A \\ b_1^A \end{Bmatrix} = \begin{bmatrix} T_{11}^A & T_{12}^A \\ T_{21}^A & T_{22}^A \end{bmatrix} \begin{bmatrix} T_{11}^B & T_{12}^B \\ T_{21}^B & T_{22}^B \end{bmatrix} \begin{Bmatrix} b_2^B \\ a_2^B \end{Bmatrix}$$

# Signal flow chart computations

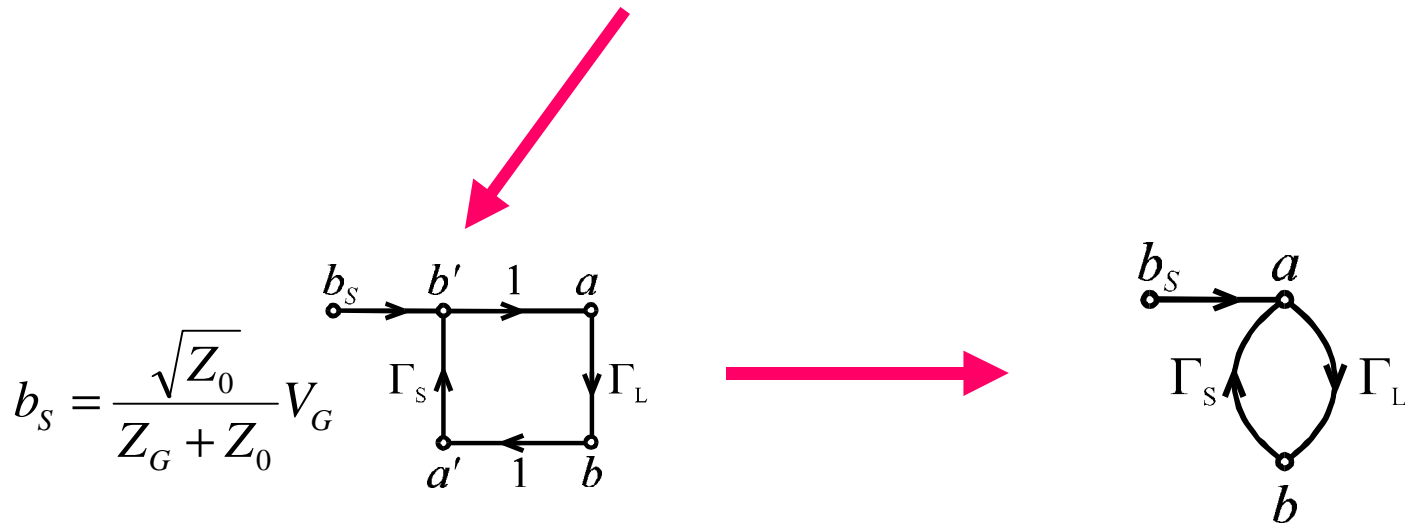
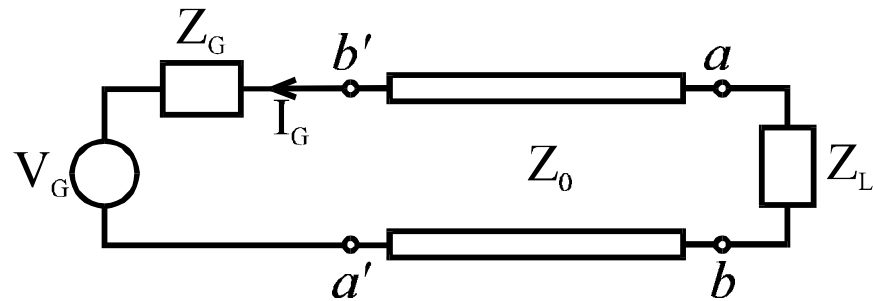
Complicated networks can be efficiently analyzed in a manner identical to signals and systems and control.



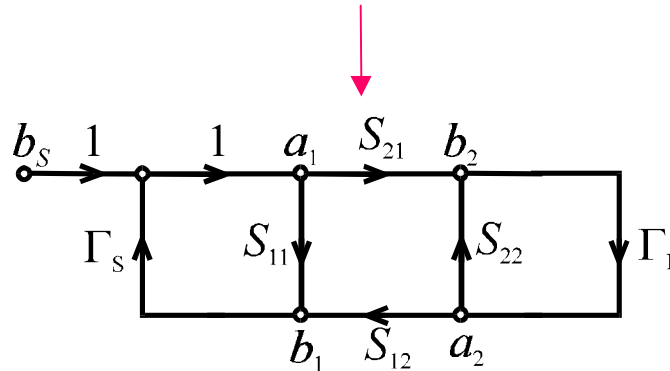
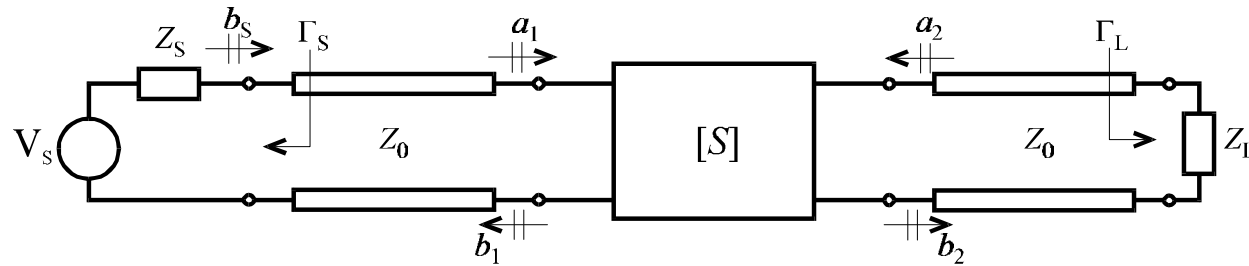
in general



## Arrangement for flow-chart analysis



## Analysis of most common circuit



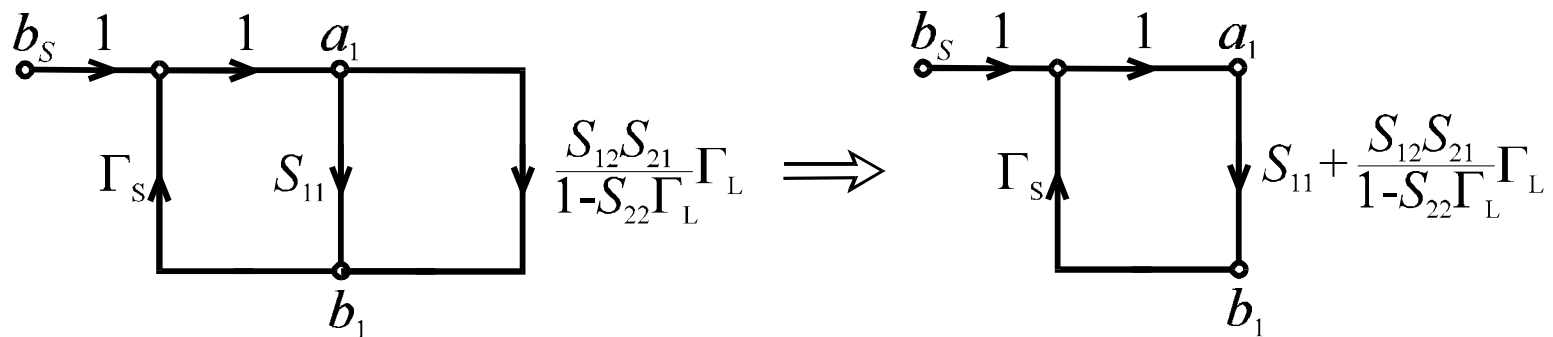
Determination of  
the ratio

$$a_1/b_s$$



$$\frac{1}{1 - \left( S_{11} + \frac{S_{12}S_{21}}{1 - S_{22}\Gamma_L} \right) \Gamma_s}$$

Important issue: what happens to the  $S_{11}$  parameter if port 2 is not properly terminated?



$$\Gamma_{in} = \frac{b_1}{a_1} = S_{11} + \frac{S_{12}S_{21}}{1 - S_{22}\Gamma_L} \Gamma_L$$

Note: Only  $\Gamma_L = 0$  ensures that the  $S_{11}$  can be measured!